

DOWNLOAD PDF DOCUMENT



MANUAL CHANGEOVER SWITC...

DOWNLOAD DOCUMENT NOW

Updated: 10/23/2017

DISCLAIMER:

CHAUVIN.CO uses the following manual changeover switch wiring diagram book available for free PDF download which is also related with

MANUAL CHANGEOVER SWITCH WIRING DIAGRAM

If you are looking for manual changeover switch wiring diagram, you can use our site to download the needed PDF file. It is good news for you - no money is needed. We will help you to get manual changeover switch wiring diagram quickly and easy. It will take you several seconds to create a free account and get the direct link to download manual changeover switch wiring diagram. Registration is simple; there is a short instruction which can be used if you face such condition for the first time. You may ask why we use such methods. The answer is simple - it is because of numerous hackers' attacks that cause troubles and discomfort to those who want to download manual changeover switch wiring diagram file for free. This data access helps to make the process of using our site more comfortable to people who need manual changeover switch wiring diagram and other files. Our eBook database is unique; everyone can make use of it without paying a penny. Just download the necessary program, register and get an unlimited access to our stock of documents in PDF format.

DOWNLOAD NOW

DOWNLOAD PDF DOCUMENT

DOWNLOAD PDF DOCUMENT

MANUAL CHANGEOVER SWITC...

[MICROSOFT WORD - CORDONA WIRING DIAGRAM SBK- 4 2 NEG. 4 COILS.DOC](#)

Wiring diagram for engines with 4 coils, 2 negative wires from the CDI, and 4 +12vwires from the stock wiring harness. For 3 cyl. and single cyl. splice the number of Killbox yellows necessary and ground the remaining yellows. For Dyna 2000; connect one (any) yellow to orange and one other yellow to gnd. The other 2 yellows are not used, should be cut. A GP Switch should be installed in the Pullswitch...

File name: cordona wiring diagram SBK- 4 2 neg. 4 coils.pdf

[Download now or Read Online](#)

[X0100 WIRING DIAGRAM](#)

X0100 Strike Interface Time Delay Module Power Wiring Diagram (24 VAC VDC; 250mA Max) 5 Amp Max NC (Normally Closed) To Electric Strike Common C (Common) +24 V NO (Normally Open) (Dry Contacts) 2 1 NC (Normally Closed) To Control Activation C (Common) NO (Normally Open) (Dry Contacts) 3 4 2 Amp Max Activation Common Note: This module does not provide an output voltage to drive an electric strike. ...

File name: X0100-Wiring-Diagram.pdf

[Download now or Read Online](#)

[BLOCK WIRING DIAGRAM FOR 2S-SS](#)

BLOCK WIRING DIAGRAM IWS-ABDS1. Without volume control 2. With volume control Volume control should be auto transformer type control (SVC-W, SVC-I, RVC-W, RVC-I). The use of 8 ohm speakers is recommended. When A+B is selected, the net load to amplifier is 4 ohms. Dayton Audio PO Box 52 Springboro, OH 45066 300T575 ...

File name: 300-575-dayton-audio-iws-abds-block-wiring-diagram.pdf

[Download now or Read Online](#)

[TOYOTA 1KZ TE WIRING DIAGRAM](#)

Toyota 1kz Te Wiring Diagram pdf DOWNLOAD HERE KZN130 1KZ-TE 8-1993 http mhdfl com 1KTZE 20PININ-PINOUT pdf KZN130 1KZ-TE - Engine Control Diagnosis Trouble Codes List Code No Wiring and connector crank position sensor Engine control computer 1 DIAGNOSTICS ECD SYSTEM 1KZ TE PRE HEATING CONTROL CIRCUIT http www moranbahweather com toyota lc trj12 rm rm990e m 05 0414 pdf diagnostics ecd system 1kz te land c...

File name:





















[Download now or Read Online](#)

DOWNLOAD PDF DOCUMENT

DOWNLOAD PDF DOCUMENT

Here below another book similar with:

MANUAL CHANGEOVER SWITC...

-  [manual changeover switch wiring diagram](#)
-  [volkswagen touareg ignition switch wiring diagram](#)
-  [lucas ignition switch wiring diagram ford](#)
-  [dol starter wiring with auto switch](#)
-  [belkin 2 port kvm switch manual](#)
-  [yamaha kodiak 400 4x4 switch](#)
-  [freightliner columbia brake light switch location](#)
-  [remove parking brake switch passat b6](#)
-  [94 freightliner brake switch location](#)
-  [poulan lawn mower clutch switch schematic](#)
-  [kubota zd21 parking brake safety switch](#)
-  [kenworth parking brake pressure switch](#)
-  [isa hand switch](#)
-  [replace polaris ranger ignition switch](#)
-  [minn kota manual 24v wiring diagram](#)
-  [toyota echo electrical wiring diagram manual](#)
-  [king air 90 wiring diagram manual](#)
-  [aircraft wiring diagram manual torrent](#)
-  [1994 nissan truck and pathfinder wiring diagram manual supplement](#)
-  [toyota auris audio wiring diagram](#)

DOWNLOAD PDF DOCUMENT